

NEX-PCIX

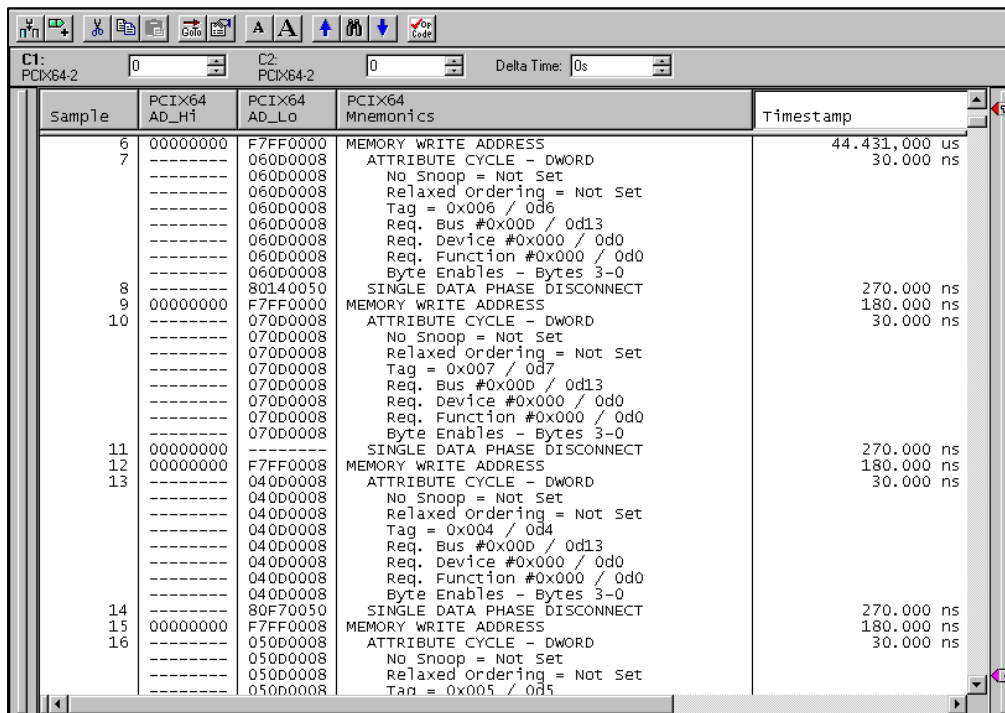


- Disassembly of the PCI-X Bus
- Controlled Impedance Design
- Matched Signal Length Design
- No Active Buffering of the PCI-X Signals
- 3.3V, 64-bit Design
- Support for PCI-X at the full 133 MHz Speed
- Extender Card Design
- High Density Connectors provide a quick convenient connection to the PCI-X Bus
- Timing Analysis to 8 GS/s (125ps) on each channel
- Logic Analyzer Setup Software gets you up and running fast
- Simultaneous State and Timing acquisition on each channel
- Trigger on Setup/Hold violations on all channels

General Description

PCIX Disassembly Software

The included NEX-PCIX disassembly software executes on the Tektronix Logic Analyzer. This software decodes bus transactions and displays information in an easily understood form, just like a typical Tektronix microprocessor disassembler. All PCI-X Cycle types are identified and Config cycles are decoded to reflect the meaning of the registers.



Sample	PCI-X64 AD_Hi	PCI-X64 AD_Lo	PCI-X64 Mnemonics	Timestamp
6	00000000	F7FF0000	MEMORY WRITE ADDRESS	44.431,000 us
7	-----	060d0008	ATTRIBUTE CYCLE - DWORD	30.000 ns
	-----	060d0008	No Snoop = Not Set	
	-----	060d0008	Relaxed Ordering = Not Set	
	-----	060d0008	Tag = 0x006 / 0d6	
	-----	060d0008	Req. Bus #0x000 / 0d13	
	-----	060d0008	Req. Device #0x000 / 0d0	
	-----	060d0008	Req. Function #0x000 / 0d0	
	-----	060d0008	Byte Enables - Bytes 3-0	
8	-----	80140050	SINGLE DATA PHASE DISCONNECT	270.000 ns
9	00000000	F7FF0000	MEMORY WRITE ADDRESS	180.000 ns
10	-----	070d0008	ATTRIBUTE CYCLE - DWORD	30.000 ns
	-----	070d0008	No Snoop = Not Set	
	-----	070d0008	Relaxed Ordering = Not Set	
	-----	070d0008	Tag = 0x007 / 0d7	
	-----	070d0008	Req. Bus #0x000 / 0d13	
	-----	070d0008	Req. Device #0x000 / 0d0	
	-----	070d0008	Req. Function #0x000 / 0d0	
	-----	070d0008	Byte Enables - Bytes 3-0	
11	-----	-----	SINGLE DATA PHASE DISCONNECT	270.000 ns
12	00000000	F7FF0000	MEMORY WRITE ADDRESS	180.000 ns
13	-----	040d0008	ATTRIBUTE CYCLE - DWORD	30.000 ns
	-----	040d0008	No Snoop = Not Set	
	-----	040d0008	Relaxed Ordering = Not Set	
	-----	040d0008	Tag = 0x004 / 0d4	
	-----	040d0008	Req. Bus #0x000 / 0d13	
	-----	040d0008	Req. Device #0x000 / 0d0	
	-----	040d0008	Req. Function #0x000 / 0d0	
	-----	040d0008	Byte Enables - Bytes 3-0	
14	-----	80F70050	SINGLE DATA PHASE DISCONNECT	270.000 ns
15	00000000	F7FF0000	MEMORY WRITE ADDRESS	180.000 ns
16	-----	050d0008	ATTRIBUTE CYCLE - DWORD	30.000 ns
	-----	050d0008	No Snoop = Not Set	
	-----	050d0008	Relaxed Ordering = Not Set	
	-----	050d0008	Tag = 0x005 / 0d5	

Sample Disassembly Screen

It is also possible to filter the data display to show only those cycle types of interest. The user can choose to display or suppress Memory, I/O, or Config cycles to permit easy and quick analysis of only those cycles of interest.

Another feature of the disassembly software is its ability to intelligently acquire PCI-X data. By taking advantage of the data clocking power built in to the Tektronix Logic Analyzers the disassembly software is able to acquire only the PCI-X bus cycles and ignore Idle and Wait states. This means that the user is able to make optimum use of the acquisition card's memory and see more bus transactions. For debug purposes the user also has the ability to override this function and acquire data on every PCI-X CLK rising edge to permit the user to see all of the bus traffic including the Idle and Wait states.

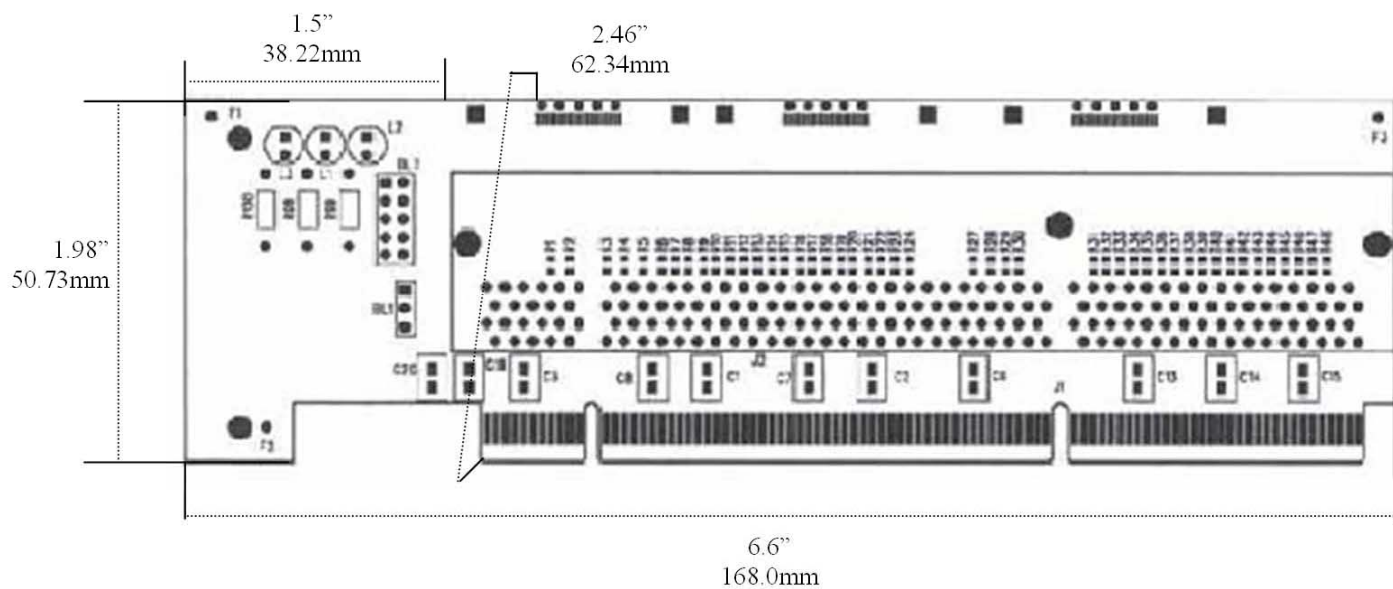
Timing Analysis

Timing analysis of the PCI-X bus can be done at up to 8Ghz (125ps) on each channel. Fast timing acquisition, and a PCI-X adapter designed to provide low capacitive loading, controlled impedance, matched signal length and no active buffering results in excellent timing analysis on each channel of the PCI-X bus.

Tektronix Logic Analyzers Supported

All Tektronix TLA600 and TLA700 series Logic Analyzers with a minimum of 102 channels. 100 MHz sync. acquisition on the TLA600 and TLA700 is standard and required for PCI-X running 100MHz or slower. 133MHz PCI-X or any rate faster than 100MHz requires the TLA600 or TLA700 acquisition card upgrade that provides 200 MHz sync. capability. The TLA600 or TLA700 acquisition cards must also have three P6434 high density probes available from Tektronix or three P6860 compression probes with mictor on board to compression adapters from Tektronix.

Mechanical Drawing



Ordering / Contact Information

Part Number NEX-PCIX

Includes: NEX-PCI-X Bus Adapter
Software
Manual

Postal: Nexus Technology, Inc.
78 Northeastern Blvd. #2
Nashua, NH 03062

Telephone: 877-595-8116

Fax: 877-595-8118

Email: support@nexustechnology.com
quotes@nexustechnology.com
techsupport@nexustechnology.com

Website: www.nexustechnology.com

Placing an Order

Credit Card orders can be placed directly at 877-595-8116.
Purchase orders can be faxed to 877-595-8118.

Nexus Technology, Inc. reserves the right to make changes in design or specification at any time without notice. Nexus Technology, Inc. does not assume responsibility for use of any circuitry described. All trademarks are the property of their respective owners.